

















1944 Presidential General Election Results

Note: The Google advertisement links below may advocate political positions that this site does not endorse.

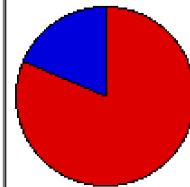
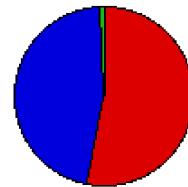

	Presidential Candidate	Vice Presidential Candidate	Political Party	Popular Vote		Electoral Vote	
	Franklin Roosevelt	Harry Truman	Democratic	25,612,916	53.39%	432	81.4%
	Thomas Dewey	John Bricker	Republican	22,017,929	45.89%	99	18.6%
	No Candidate	-	Texas Regulars	135,439	0.28%	0	0.0%
	Norman Thomas	Darlington Hoopes	Socialist	79,019	0.16%	0	0.0%
	Claude Watson	Andrew Johnson	Prohibition	74,758	0.16%	0	0.0%
	Edward Teichert	Arla Albaugh	Socialist Labor	45,188	0.09%	0	0.0%
	No Candidate	-	Southern Democrat	7,799	0.02%	0	0.0%
	Write-ins	-	-	2,263	0.00%	0	0.0%
	Gerald Smith	Henry Romer	America First	1,781	0.00%	0	0.0%
	Total			47,977,092		531	



Map Key

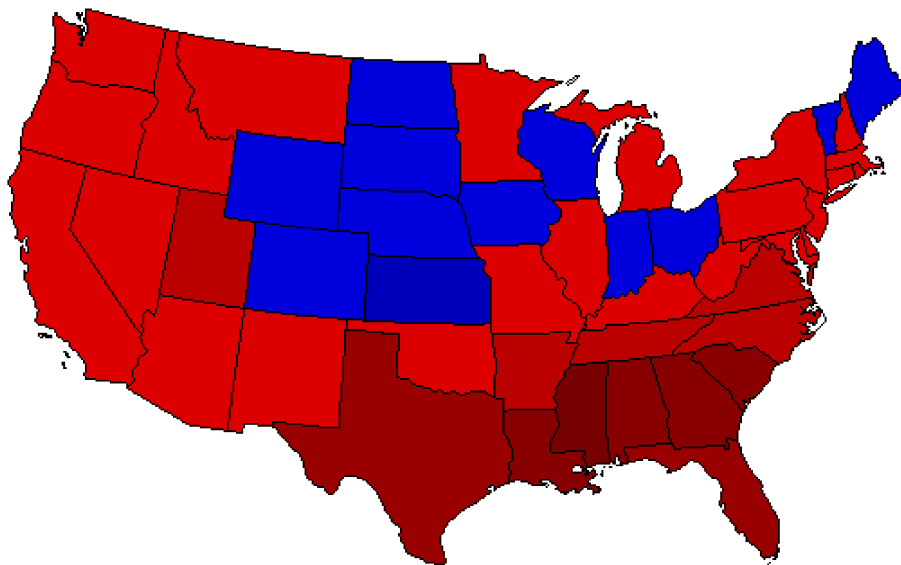
> 50%		
> 60%		
> 70%		-
> 80%		-
> 90%		-

Turnout



Maps

- [Elect Vote](#)
- [Counties](#)
- [Home St.](#)
- [Democrat](#)
- [Republican](#)
- [Swing](#)
- [Trend](#)



Data and Statistics:

- [Popular Vote State-Level Data \(Table\)](#)
- [Popular Vote State-Level Data \(Graphs\)](#)
- [Electoral Vote State-Level Data](#)
- [Election 1944 Statistics](#)
- [Compare National Data by Year \(Table\)](#)
- [Compare National Data by Year \(Graphs\)](#)
- [Compare National Maps by Year](#)
- [National JavaCompare!](#)
- [Data Sources for Popular Vote](#)